

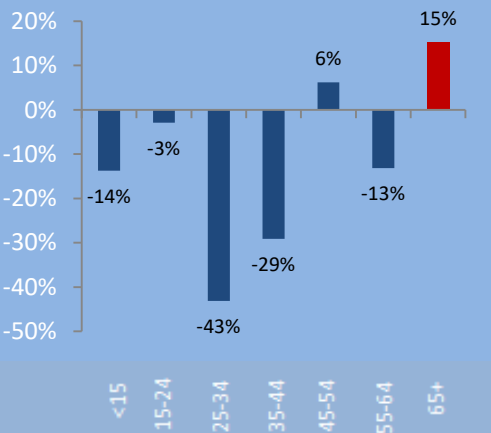
## Ukraine

Percent of Population Age 65+, 2017



Based on the percent of its population age 65+ in 2017, Ukraine ranks #36 out of 201 nations and territories in the world, and #6 out of 10 in Eastern Europe.

Sources: United Nations Population Division, World Bank, Baxter Consulting Group calculations

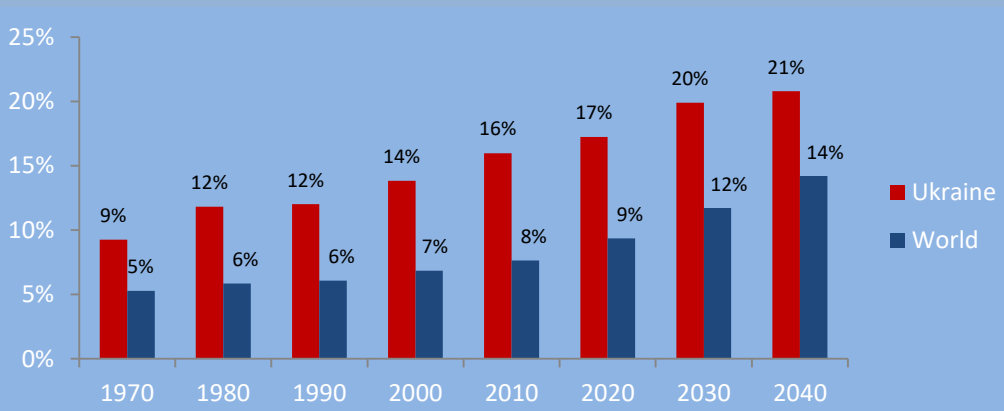


Change in Population by Age: 2015-2035

In Ukraine, the age 65+ population will increase 15% between 2015 and 2035 (compared to an 89% increase globally during this period). Meanwhile its total population will shrink 11%. For comparison, Ukraine's age 65+ growth rate ranks #195 out of 201 nations and territories in the world, and #8 out of 10 in Eastern Europe.

Sources: United Nations Population Division, World Bank, Baxter Consulting Group calculations

Percent of Population Age 65+: 1970-2040



Source: United Nations Population Division, World Bank

## "Old Age" Dependency Ratio



Ukraine



Eastern Europe



Europe



World

Sources: United Nations Population Division, World Bank, Baxter Consulting Group calculations

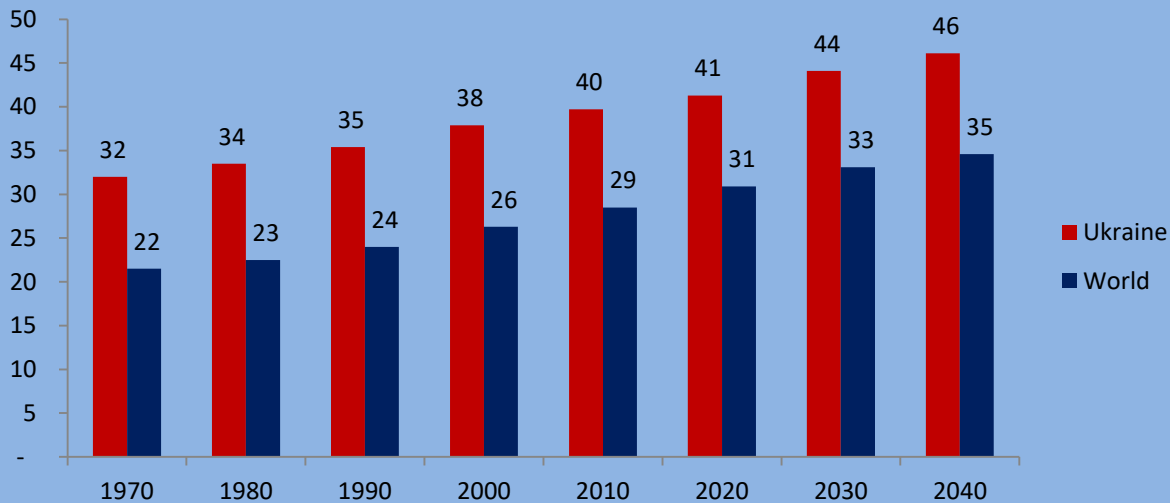
### What is a dependency ratio?

An "old age" dependency ratio is the number of people age 65+ per 100 "working age" people age 20-64. It is therefore intended to measure burden on the working population to provide pensions and support for retirees.

### How does Ukraine compare?

The old age dependency ratio in Ukraine is 23.5. This means there are 23.5 people age 65+ per 100 people age 20-64. Based on this ratio, Ukraine ranks #42 out of 201 nations and territories in the world, and #6 out of 10 in Eastern Europe, in terms of pressure on working populations to support retirees.

## Median Age: 1970-2040



In 2015, the median age in Ukraine was 40.3. The country ranks #35 out of 201 nations and territories in the world, and #5 out of 10 in Eastern Europe.

Sources: United Nations Population Division, World Bank, Baxter Consulting Group calculations

## Life Expectancy (Age)

At Birth



66.2



76.1

At Age 65



77.6

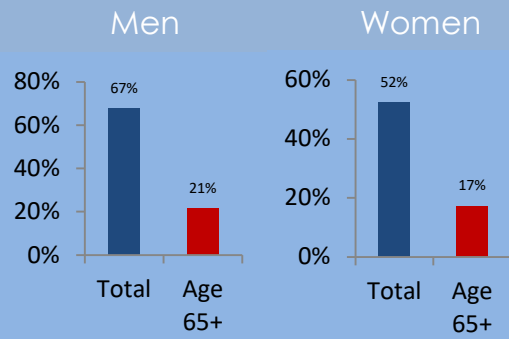


81.6

Total life expectancy at birth among all men and women born in Ukraine is projected to average 71.2 from 2015-2020, ranking #122 out of 201 nations and territories in the world, and #9 out of 10 in Eastern Europe.

Sources: United Nations Population Division, World Bank, the CIA World Factbook, Baxter Consulting Group calculations

## Labor Force Participation Rate, 2015



The combined labor force participation rate among men and women age 65+ in Ukraine was 18.6% in 2015, ranking #99 out of the 180 nations and territories for which this is measured.

Sources: International Labor Organization, Baxter Consulting Group calculations

\* Eastern Europe includes: Belarus, Bulgaria, Czech Republic, Hungary, Poland, Republic of Moldova, Romania, Russian Federation, Slovakia, Ukraine

Data Sources: United Nations Population Division, International Labor Organization, OECD, the World Bank, the CIA World Factbook, Baxter Consulting Group Calculations