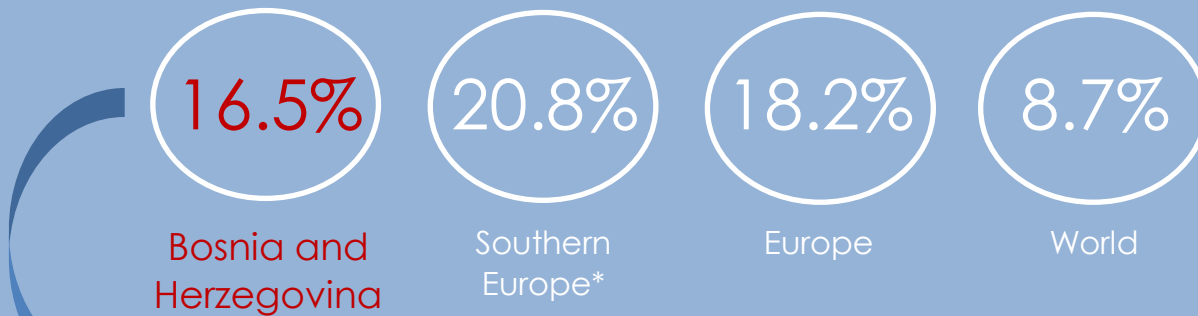


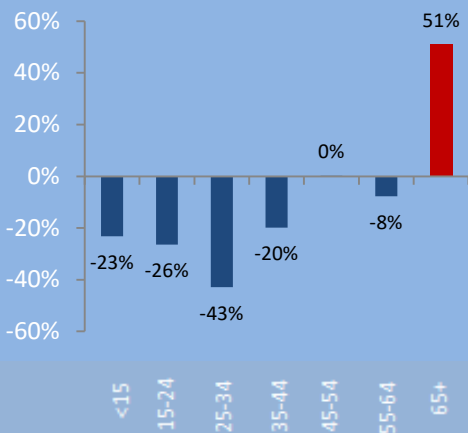
## Bosnia and Herzegovina

Percent of Population Age 65+, 2017



Based on the percent of its population age 65+ in 2017, Bosnia and Herzegovina ranks #33 out of 201 nations and territories in the world, and #9 out of 12 in Southern Europe.

Sources: United Nations Population Division, World Bank, Baxter Consulting Group calculations

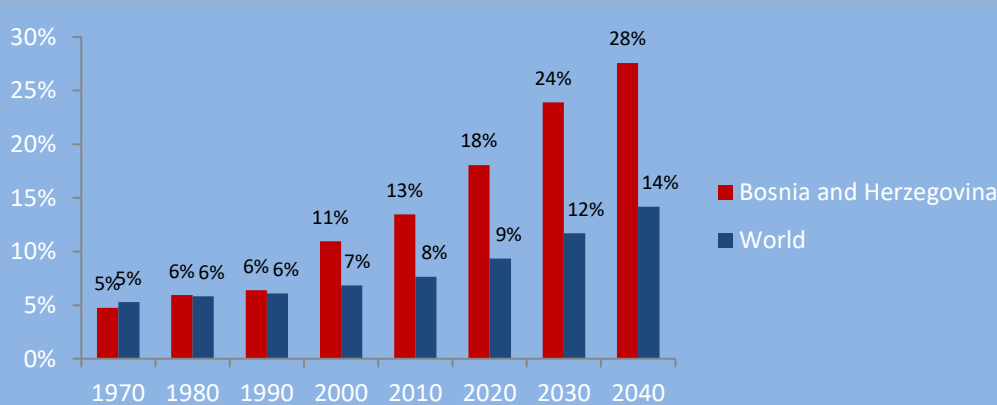


Change in Population by Age: 2015-2035

In Bosnia and Herzegovina, the age 65+ population will increase 51% between 2015 and 2035 (compared to an 89% increase globally during this period). Meanwhile its total population will shrink 8%. For comparison, Bosnia and Herzegovina's age 65+ growth rate ranks #167 out of 201 nations and territories in the world, and #5 out of 12 in Southern Europe.

Sources: United Nations Population Division, World Bank, Baxter Consulting Group calculations

Percent of Population Age 65+: 1970-2040



Source: United Nations Population Division, World Bank

## "Old Age" Dependency Ratio



Bosnia and Herzegovina



Southern Europe



Europe



World

Sources: United Nations Population Division, World Bank, Baxter Consulting Group calculations

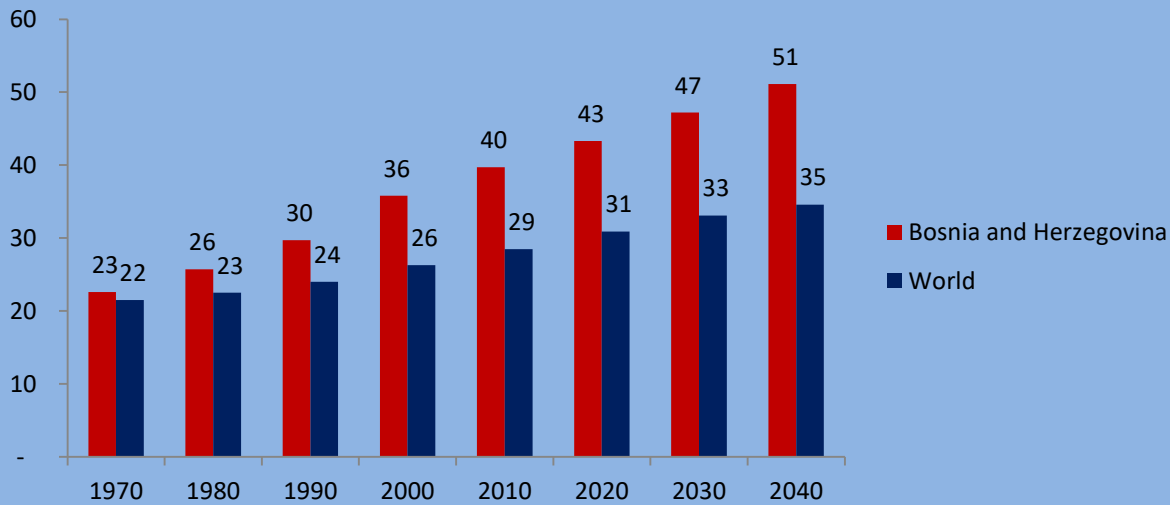
### What is a dependency ratio?

An "old age" dependency ratio is the number of people age 65+ per 100 "working age" people age 20-64. It is therefore intended to measure burden on the working population to provide pensions and support for retirees.

### How does Bosnia and Herzegovina compare?

The old age dependency ratio in Bosnia and Herzegovina is 23.7. This means there are 23.7 people age 65+ per 100 people age 20-64. Based on this ratio, Bosnia and Herzegovina ranks #40 out of 201 nations and territories in the world, and #9 out of 12 in Southern Europe, in terms of pressure on working populations to support retirees.

## Median Age: 1970-2040



In 2015, the median age in Bosnia and Herzegovina was 41.5. The country ranks #22 out of 201 nations and territories in the world, and #7 out of 12 in Southern Europe.

Sources: United Nations Population Division, World Bank, Baxter Consulting Group calculations

## Life Expectancy (Age)

At Birth



74.6

79.5

At Age 65



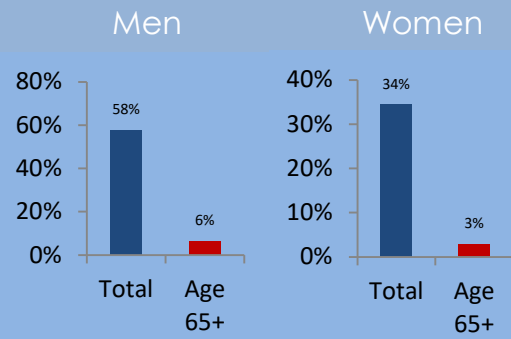
80.4

83.1

Total life expectancy at birth among all men and women born in Bosnia and Herzegovina is projected to average 77.0 from 2015-2020, ranking #63 out of 201 nations and territories in the world, and #9 out of 12 in Southern Europe.

Sources: United Nations Population Division, World Bank, the CIA World Factbook, Baxter Consulting Group calculations

## Labor Force Participation Rate, 2015



The combined labor force participation rate among men and women age 65+ in Bosnia and Herzegovina was 4.3% in 2015, ranking #168 out of the 180 nations and territories for which this is measured.

Sources: International Labor Organization, Baxter Consulting Group calculations

\* Southern Europe includes: Albania, Bosnia and Herzegovina, Croatia, Greece, Italy, Malta, Montenegro, Portugal, Serbia, Slovenia, Spain, TFYR Macedonia

Data Sources: United Nations Population Division, International Labor Organization, OECD, the World Bank, the CIA World Factbook, Baxter Consulting Group Calculations