


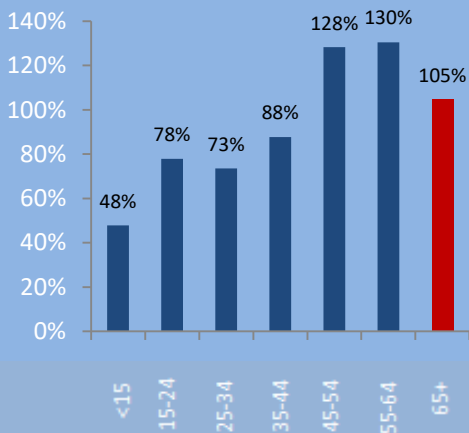
## Senegal

Percent of Population Age 65+, 2017



Based on the percent of its population age 65+ in 2017, Senegal ranks #178 out of 201 nations and territories in the world, and #8 out of 16 in Western Africa.

Sources: United Nations Population Division, World Bank, Baxter Consulting Group calculations

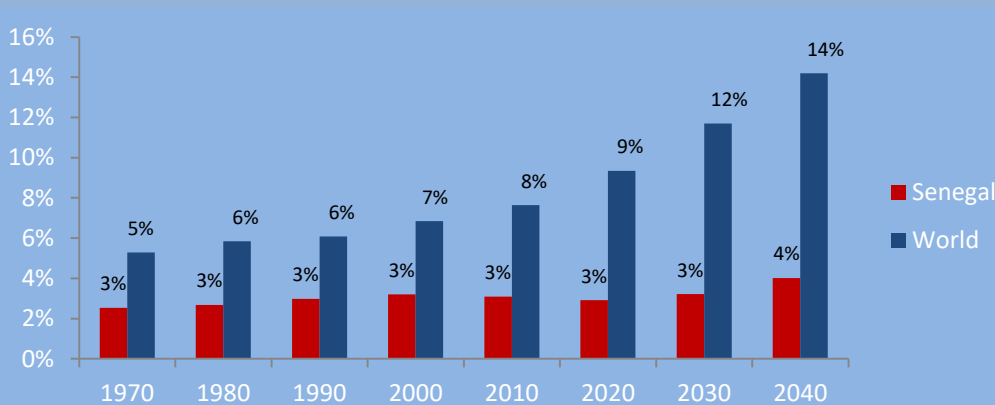


Change in Population by Age: 2015-2035

In Senegal, the age 65+ population will increase 105% between 2015 and 2035 (compared to an 89% increase globally during this period). Meanwhile its total population will increase by just 61%. For comparison, Senegal's age 65+ growth rate ranks #89 out of 201 nations and territories in the world, and #7 out of 16 in Western Africa.

Sources: United Nations Population Division, World Bank, Baxter Consulting Group calculations

Percent of Population Age 65+: 1970-2040



Source: United Nations Population Division, World Bank

## "Old Age" Dependency Ratio



Senegal

Western Africa

Africa

World

Sources: United Nations Population Division, World Bank, Baxter Consulting Group calculations

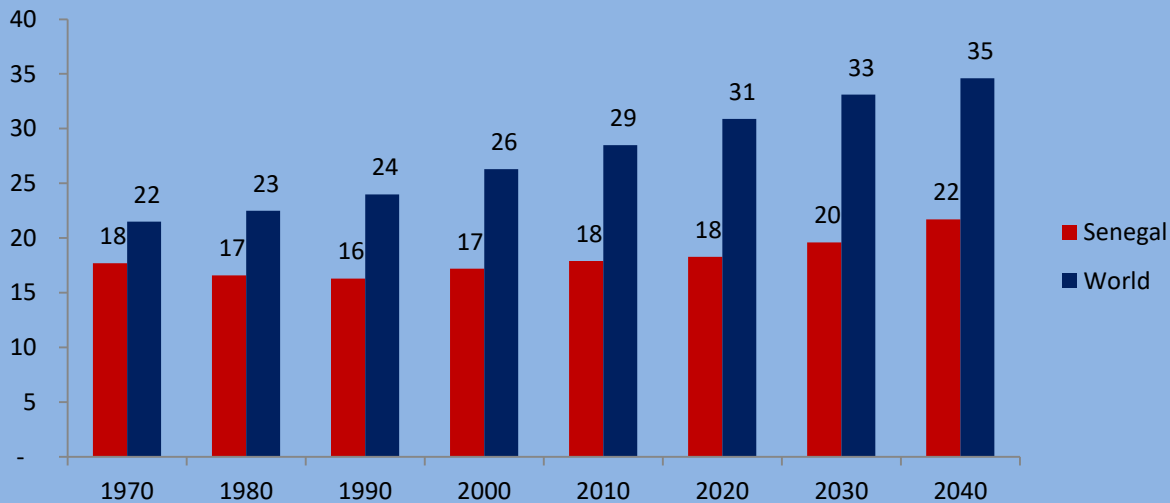
### What is a dependency ratio?

An "old age" dependency ratio is the number of people age 65+ per 100 "working age" people age 20-64. It is therefore intended to measure burden on the working population to provide pensions and support for retirees.

### How does Senegal compare?

The old age dependency ratio in Senegal is 6.8. This means there are 6.8 people age 65+ per 100 people age 20-64. Based on this ratio, Senegal ranks #167 out of 201 nations and territories in the world, and #8 out of 16 in Western Africa, in terms of pressure on working populations to support retirees.

## Median Age: 1970-2040



In 2015, the median age in Senegal was 18.0. The country ranks #185 out of 201 nations and territories in the world, and #11 out of 16 in Western Africa.

Sources: United Nations Population Division, World Bank, Baxter Consulting Group calculations

## Life Expectancy (Age)

At Birth



65.8

69.6

At Age 65



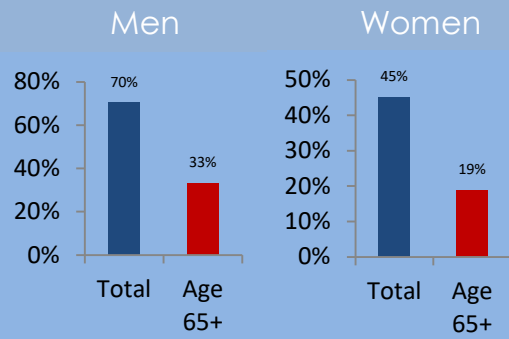
77.6

78.9

Total life expectancy at birth among all men and women born in Senegal is projected to average 67.8 from 2015-2020, ranking #146 out of 201 nations and territories in the world, and #2 out of 16 in Western Africa.

Sources: United Nations Population Division, World Bank, the CIA World Factbook, Baxter Consulting Group calculations

## Labor Force Participation Rate, 2015



The combined labor force participation rate among men and women age 65+ in Senegal was 25.0% in 2015, ranking #75 out of the 180 nations and territories for which this is measured.

Sources: International Labor Organization, Baxter Consulting Group calculations

\* Western Africa includes: Benin, Burkina Faso, Cabo Verde, Côte d'Ivoire, Gambia, Ghana, Guinea, Guinea-Bissau, Liberia, Mali, Mauritania, Niger, Nigeria, Senegal, Sierra Leone, Togo

Data Sources: United Nations Population Division, International Labor Organization, OECD, the World Bank, the CIA World Factbook, Baxter Consulting Group Calculations