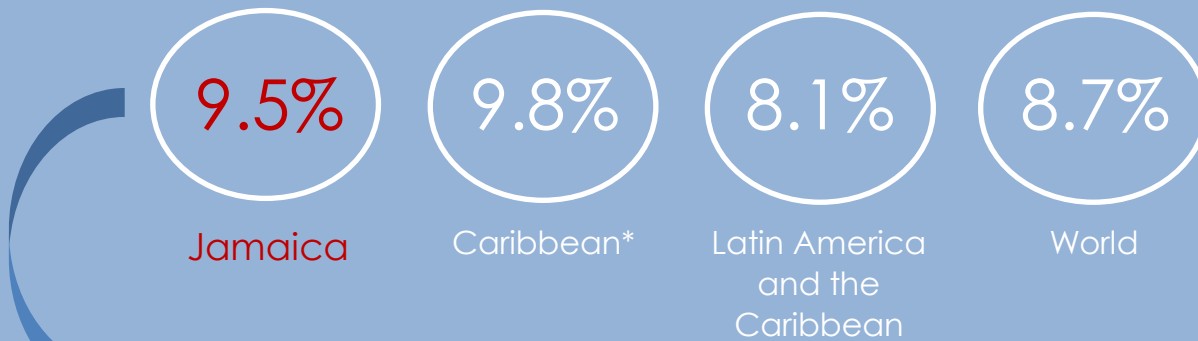


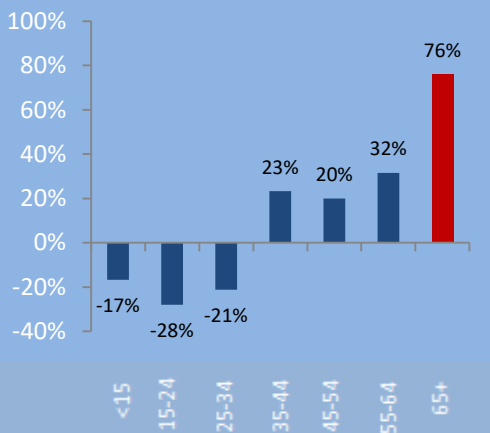
## Jamaica

Percent of Population Age 65+, 2017



Based on the percent of its population age 65+ in 2017, Jamaica ranks #73 out of 201 nations and territories in the world, and #10 out of 17 in the Caribbean.

Sources: United Nations Population Division, World Bank, Baxter Consulting Group calculations

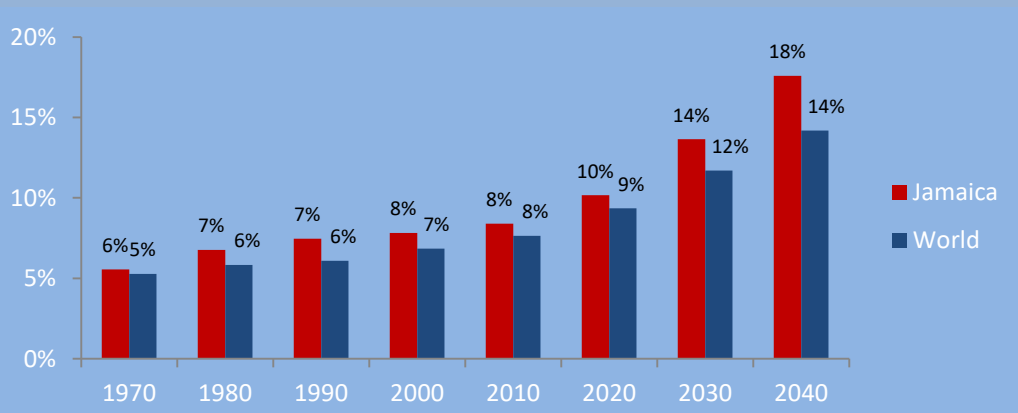


Change in Population by Age: 2015-2035

In Jamaica, the age 65+ population will increase 76% between 2015 and 2035 (compared to an 89% increase globally during this period). Meanwhile its total population will increase by just 1%. For comparison, Jamaica's age 65+ growth rate ranks #138 out of 201 nations and territories in the world, and #11 out of 17 in the Caribbean.

Sources: United Nations Population Division, World Bank, Baxter Consulting Group calculations

Percent of Population Age 65+: 1970-2040



Source: United Nations Population Division, World Bank

## "Old Age" Dependency Ratio



Jamaica

Caribbean

Latin America  
and the  
Caribbean

World

Sources: United Nations Population Division, World Bank, Baxter Consulting Group calculations

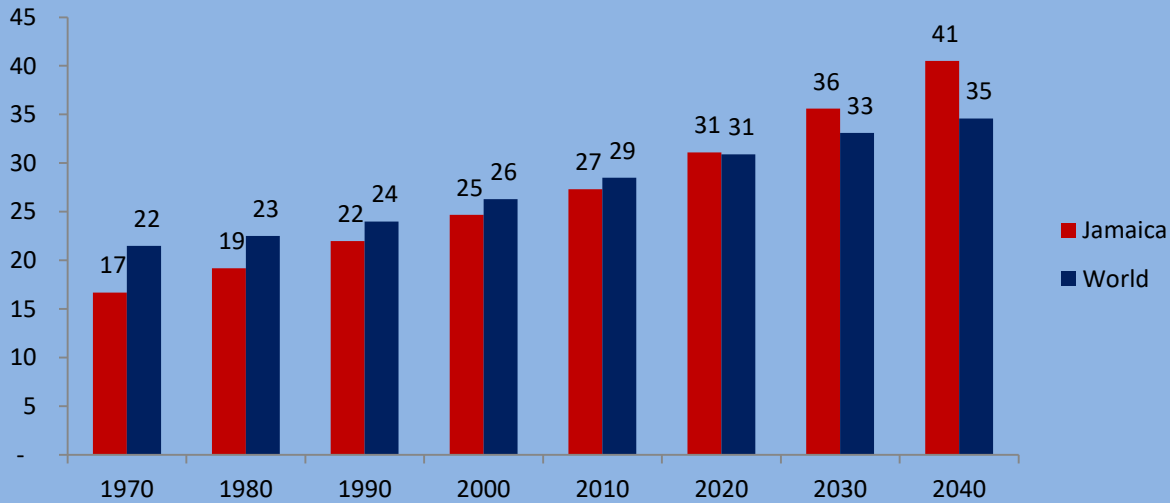
### What is a dependency ratio?

An "old age" dependency ratio is the number of people age 65+ per 100 "working age" people age 20-64. It is therefore intended to measure burden on the working population to provide pensions and support for retirees.

### How does Jamaica compare?

The old age dependency ratio in Jamaica is 15.9. This means there are 15.9 people age 65+ per 100 people age 20-64. Based on this ratio, Jamaica ranks #67 out of 201 nations and territories in the world, and #9 out of 17 in the Caribbean, in terms of pressure on working populations to support retirees.

## Median Age: 1970-2040



In 2015, the median age in Jamaica was 29.1. The country ranks #96 out of 201 nations and territories in the world, and #14 out of 17 in the Caribbean.

Sources: United Nations Population Division, World Bank, Baxter Consulting Group calculations

## Life Expectancy (Age)

At Birth



73.8

78.5

At Age 65



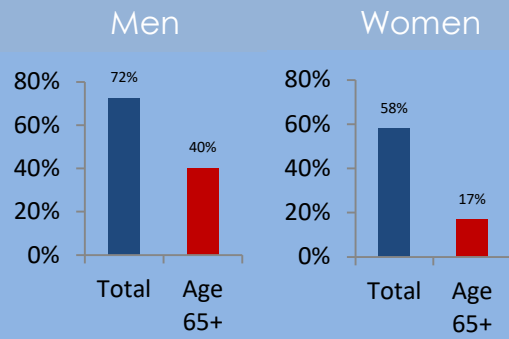
82.5

84.6

Total life expectancy at birth among all men and women born in Jamaica is projected to average 76.1 from 2015-2020, ranking #73 out of 201 nations and territories in the world, and #9 out of 17 in the Caribbean.

Sources: United Nations Population Division, World Bank, the CIA World Factbook, Baxter Consulting Group calculations

## Labor Force Participation Rate, 2015



The combined labor force participation rate among men and women age 65+ in Jamaica was 27.9% in 2015, ranking #67 out of the 180 nations and territories for which this is measured.

Sources: International Labor Organization, Baxter Consulting Group calculations

\* Caribbean includes: Antigua and Barbuda, Aruba, Bahamas, Barbados, Cuba, Curaçao, Dominican Republic, Grenada, Guadeloupe, Haiti, Jamaica, Martinique, Puerto Rico, Saint Lucia, Saint Vincent and the Grenadines, Trinidad and Tobago, United States Virgin Islands

Data Sources: United Nations Population Division, International Labor Organization, OECD, the World Bank, the CIA World Factbook, Baxter Consulting Group Calculations