


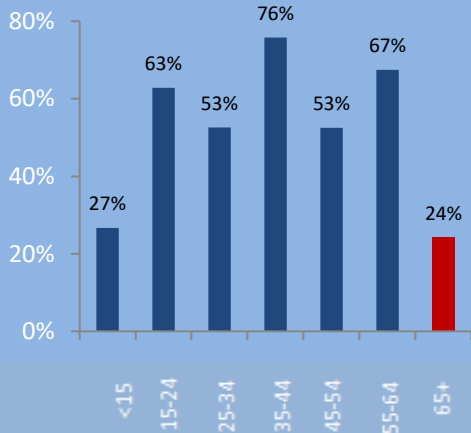
## Timor-Leste

Percent of Population Age 65+, 2017



Based on the percent of its population age 65+ in 2017, Timor-Leste ranks #115 out of 201 nations and territories in the world, and #7 out of 11 in South-Eastern Asia.

Sources: United Nations Population Division, World Bank, Baxter Consulting Group calculations

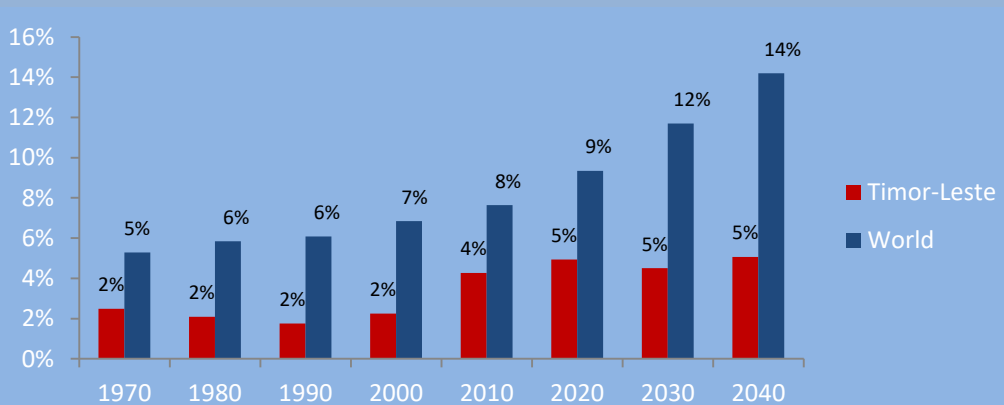


Change in Population by Age: 2015-2035

In Timor-Leste, the age 65+ population will increase 24% between 2015 and 2035 (compared to an 89% increase globally during this period). Meanwhile its total population will increase by 39%. For comparison, Timor-Leste's age 65+ growth rate ranks #189 out of 201 nations and territories in the world, and #11 out of 11 in South-Eastern Asia.

Sources: United Nations Population Division, World Bank, Baxter Consulting Group calculations

Percent of Population Age 65+: 1970-2040



Source: United Nations Population Division, World Bank

## "Old Age" Dependency Ratio



Sources: United Nations Population Division, World Bank, Baxter Consulting Group calculations

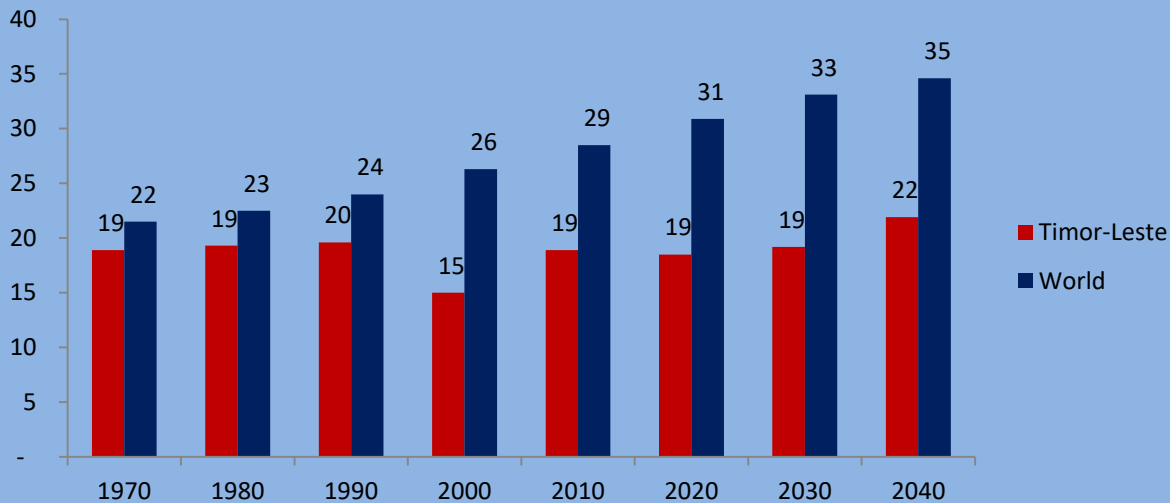
### What is a dependency ratio?

An "old age" dependency ratio is the number of people age 65+ per 100 "working age" people age 20-64. It is therefore intended to measure burden on the working population to provide pensions and support for retirees.

### How does Timor-Leste compare?

The old age dependency ratio in Timor-Leste is 13.5. This means there are 13.5 people age 65+ per 100 people age 20-64. Based on this ratio, Timor-Leste ranks #79 out of 201 nations and territories in the world, and #3 out of 11 in South-Eastern Asia, in terms of pressure on working populations to support retirees.

## Median Age: 1970-2040



In 2015, the median age in Timor-Leste was 18.5. The country ranks #179 out of 201 nations and territories in the world, and #11 out of 11 in South-Eastern Asia.

Sources: United Nations Population Division, World Bank, Baxter Consulting Group calculations

## Life Expectancy (Age)

At Birth



67.5

71.1

At Age 65



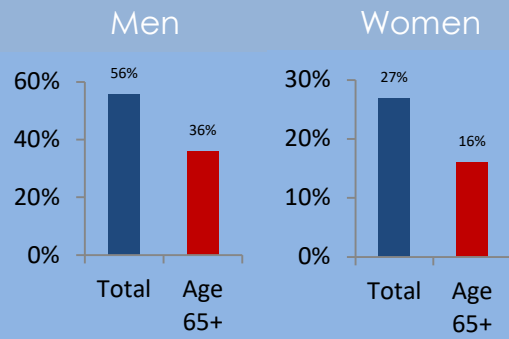
78.0

79.5

Total life expectancy at birth among all men and women born in Timor-Leste is projected to average 69.3 from 2015-2020, ranking #141 out of 201 nations and territories in the world, and #8 out of 11 in South-Eastern Asia.

Sources: United Nations Population Division, World Bank, the CIA World Factbook, Baxter Consulting Group calculations

## Labor Force Participation Rate, 2015



The combined labor force participation rate among men and women age 65+ in Timor-Leste was 25.5% in 2015, ranking #73 out of the 180 nations and territories for which this is measured.

Sources: International Labor Organization, Baxter Consulting Group calculations

\* South-Eastern Asia includes: Brunei Darussalam, Cambodia, Indonesia, Lao People's Democratic Republic, Malaysia, Myanmar, Philippines, Singapore, Thailand, Timor-Leste, Viet Nam

Data Sources: United Nations Population Division, International Labor Organization, OECD, the World Bank, the CIA World Factbook, Baxter Consulting Group Calculations